



Learning Guide for ELD Beginning, Week 1

Mrs. Aretz Tuesday and Thursday
2 / 3 ELD Beginning
English Language Development Lessons

LESSON 1: The kitchen with articles, adjectives and



prepositions.

Vocabulary	Adding- bowl, knife, oven, microwave, apron, frying pan, pot with dish plate, fork, spoon, cup, table, chair, knife,	This is a _____ and a _____ This is an _____ and _____
Vocabulary	Big, little, tiny, large, small, long, short, -square, round, pointy, tall, under, above, in, on, by	This is a _____ plate. Where is the white plate? The white plate is _____ the table.

English language grammar

Articles- a, an, the

The kitchen. This is **a** spoon. This is **an** apron. **An** comes before nouns with a vowel -a e i o u

Adjectives- are words that describe and tell details about a noun. A

person  place  things 

Prepositions- on, in, by, under, above -describes Where?

Home connections

Have kids set the table and talk about objects in the kitchen... This is a _____. This is a _____ spoon. The white plate is on the table.



Learning Guide for ELD Beginning, Week 1

Mrs. Aretz Tuesday and Thursday
2/3 ELD Beginning
English Language Development Lessons

LESSON 2: Homes, objects in homes, what and where?

<p>Vocabulary</p>	<p>Living Room, bedroom, bathroom, kitchen, dining room, back yard (chairs, table, couch, stove...-sleep, eat, wash, play, brush In the kitchen, there is a _____ Action verbs with house</p>	<p>In the bathroom, there is a _____</p>
<p>Vocabulary</p>	<p>What do you do? Where do you _____? Prepositions-on, in, at</p>	<p>In the bedroom I sleep on a bed. What do you do in the _____?</p>

English language grammar

Prepositions- in , on , at 

Action verbs- verbs where you are doing an action

 sleep  eat  play  brush

Home connections

Make a picture of your favorite room in the house and cut out a drawing of yourself and take person to go into the room. Then say: I am in my _____ and I _____ in my room.



Learning Guide for ELD Beginning, Week 1

Mrs. Aretz Tuesday and Thursday
2 / 3 ELD Beginning
English Language Development Lessons

LESSON 1: The kitchen with articles, adjectives and



prepositions.

Vocabulary	Adding- bowl, knife, oven, microwave, apron, frying pan, pot with dish plate, fork, spoon, cup, table, chair, knife,	This is a _____ and a _____ This is an _____ and _____
Vocabulary	Big, little, tiny, large, small, long, short, -square, round, pointy, tall, under, above, in, on, by	This is a _____ plate. Where is the white plate? The white plate is _____ the table.

English language grammar

Articles- a, an, the

The kitchen. This is **a** spoon. This is **an** apron. **An** comes before nouns with a vowel -a e i o u

Adjectives- are words that describe and tell details about a noun. A

person  place  things 

Prepositions- on, in, by, under, above -describes Where?

Home connections

Have kids set the table and talk about objects in the kitchen... This is a _____. This is a _____ spoon. The white plate is on the table.



images from wiki commons, unsplash, pexels

<p>Mrs. Aretz Lesson 2 / 3 ELD Beginning English Language Development Lessons images from wiki commons</p>	<p>LESSON 3: Animal Habitats Where is their habitat?</p>
---	--

<p>Vocabulary</p>	<p>Habitat- an animal's natural home. The home protects them from weather and danger. Nest, underground burrow, hole or den, tree, land, or water. Where is their habitat? Where do they live?</p>	<p>A bird lives in a nest. Birds live in a nest.</p>
<p>Vocabulary</p>	<p>Fly, swim, walk, climb</p>	<p>A bird flies in the sky. Birds fly in the sky.</p>

Tips for parents to help develop language

Read to your child in your native language. Continue to develop concepts and vocabulary in your home language. Play with language. Teach them poems, rhymes and chants in your home language.

Repeat new words. Label items in your house with English AND your home language. Point out print in both languages.

English language grammar

Singular means 1



Plural means more than 1



A

sentence has a subject-a noun or pronoun and a verb-action or being.

A duck walks on land.

Ducks walk on land.

Home connections

Go on an animal habitat hunt with your family. Then talk to your family about what the animals are doing and their habitat. If you would like you can draw a picture of that at home.

Links for books

[Animal Habitats](#)

[What do animals do?](#)



images from wiki commons

<p>Mrs. Aretz Lesson 2 /3 ELD Beginning English Language Development Lessons images from wiki commons</p>	<p>LESSON 4: Animal coverings</p>
--	--

Vocabulary	<p>Animals have coverings. These coverings protect them from weather and danger. Feathers, scales, shell, and skin</p>	<p>A raccoon has fur. Raccoons have fur.</p>
Vocabulary	<p>Green, red, blue, orange, yellow, black, brown, purple, white Textures-soft, smooth, rough, wrinkly, long, hard</p>	<p>A polar bear has white, soft fur. Polar bears have white, soft fur</p>

Tips for parents to help develop language

Read to your child in your native language. Continue to develop concepts and vocabulary in your home language. Play with language. Teach them poems, rhymes and chants in your home language.

Repeat new words. Label items in your house with English AND your home language. Point out print in both languages.

English language grammar

Singular means 1 Plural means more than 1. Singular noun uses the verb has and a plural noun uses the verb have. Textures are how something feels.

Home connections

Have kids practice using have or has with their stuffed animals or any animal to talk about their animal coverings. Then practice saying ___ ___ has___. ___have___. If they would like they can follow up by drawing or writing about their animals.

Links for books

[Animal Coverings](#)

[Describe the Animals](#)



images from wiki commons, pexels, or unsplash

Learning guide week 3

<p>Mrs. Aretz Lesson 2 /3 ELD Beginning English Language Development Lessons images from wiki commons</p>	<p>LESSON 5 Clothes: This and That These and Those</p>
--	---

<p>Vocabulary</p>	<p>Pants shirt jacket sweater shorts shoes t shirt jeans sandals flip flops rainboots umbrella short and long sleeved shirt dress skirt tennis shoes This these that those</p>	<p>This is a _____. These are shoes. That is a hat. Those are dresses.</p>
<p>Vocabulary</p>	<p>Why do I wear certain clothes? Who wears _____? Cool warm</p>	<p>_____ wear a _____. It keeps _____.. Pronouns -she he they we it-pet Object pronouns us, her, him, them,</p>



Tips for parents to help develop language

Read to your child in your native language. Continue to develop concepts and vocabulary in your home language. Play with language. Teach them poems.



rhymes and chants in your home language.

Repeat new words. Label items in your house with English AND your home language. Point out print in both languages.

English language grammar

This is a  pencil. These are  pencils.

That is a  . Those are  .

Pronouns  

Warm and cool

Home connections

Practice using this with one thing. These with a group of things. This and these for close items. Then do this and that for items that are further away. Practice talking about clothes or things in your home. This is a _____. These are _____. That is a _____. Those are _____.

Book links

This these that those

Why do I wear a _____ ?

High Frequency words



COLORADO CLASSROOM
Read with Me at Home

images from wiki commons, pexels, unsplash

Learning guide week 3

Mrs. Aretz Lesson 2 /3 ELD Beginning English Language Development Lessons	LESSON 6: Clothing and weather
---	---

Vocabulary	Rainy, snowy, sunny, windy, cloudy, foggy, stormy It is rainy. I wear What is the weather like? Adjectives describing the weather	It is _____. The _____ is out. I wear a _____. I wear a ___ and _____.
Vocabulary	Pronouns -she he they we it -pet Pants shirt jacket sweater shorts shoes t shirt jeans sandals flip flops rainboots umbrella short and long sleeved shirt dress skirt	It is _____. _____ puts on _____ and _____.




	tennis shoes When do I wear certain clothes? Who wears different clothes?	
--	---	--




Tips for parents to help develop language


Read to your child in your native language. Continue to develop concepts and vocabulary in your home language. Play with language. Teach them poems, rhymes and chants in your home language.

Repeat new words. Label items in your house with English AND your home language. Point out print in both languages.

English language grammar

Weather words: sunny  snowy  rainy 

windy  stormy  cloudy 

 foggy

Home connections	Draw a picture of you and your family doing something in different weather.
-------------------------	---

Book links

[Clothing goes with the weather](#)

[What is the weather like?](#)

[High frequency words](#)



images from wiki commons, pexels, unsplash, and storybird.com pascal champion...

Lesson guides week 4

<p>Mrs. Aretz Lesson 7 2 /3 ELD Beginning English Language Development Lessons</p>	<p>LESSON 7: Family</p>
--	---

Vocabulary	<p>Mom mother dad father brother sister cousin grandma grandpa Aunt uncle adjectives Caring, kind, adventurous, helpful, loving, silly, fun, fast</p>	<p>Mom is _____. Mother is ____ Who is _____? Dad is _____. Father is _____.</p>
Vocabulary	<p>Why are they _____? because Caring, kind, adventurous, helpful, loving, silly, fun, fast</p>	<p>My mom is kind because she takes care of me. Using because to support telling why someone is _____?</p>

Tips for parents to help develop language

Read to your child in your native language. Continue to develop concepts and vocabulary in your home language. Play with language. Teach them poems, rhymes and chants in your home language.

Repeat new words. Label items in your house with English AND your home language. Point out print in both languages.

English language grammar



Adjectives to describe personality traits. Sister is playful. The



brothers are athletic.

Family names in English practice to identify our family members

Home connections

Have kids identify family members in English from pictures or just with family at home. Then have kids practice using adjectives to describe them and use **because** to tell why they are kind, silly, etc. Written extension draw a picture of family in order to label- mom, dad, brother, sister, grandma, grandpa, aunt, uncle, or cousin to practice vocabulary.

Family with adjectives

Family with adjectives and why?

high frequency words

Family Time by: Mrs. Aretz



COLORADO CLASSROOM

Read with Me at Home

images from wiki commons, pexels, unsplash

Lesson guides week 4

Mrs. Aretz Lesson 8

LESSON 8

2 /3 ELD Beginning English Language Development Lessons images from wiki commons	Fun things to do
--	-------------------------

Vocabulary	Present progressive verbs and using like	___ likes to read. ___ is reading. ___ likes to walk. ___ is walking.
Vocabulary	Reading, eating, sleeping, running, jumping, swimming, drawing, crawling, dancing	___ is swimming. They are swimming.

Tips for parents to help develop language



Read to your child in your native language. Continue to develop concepts and vocabulary in your home language. Play with language. Teach them poems. rhymes and chants in your home language.

Repeat new words. Label items in your house with English AND your home language. Point out print in both languages.

English language grammar

Present progressive verbs are what is going on at the moment.

When you describe what someone is doing now you use present progressive

verbs.  The girl **is swimming**. She **likes** to swim..  He **is singing**.
He **likes** to sing. I **like** to sing.

Home connections

Have kids draw themselves doing an activity and write about what they are doing. Have them use I am _____. Or if it is them and another person have them write.

We are _____. To extend it further have them write.

I like _____ because _____.

Families are fun

present progressive verbs

High Frequency words

Fun things to do!



images from wiki commons, pexels, unsplash

Lesson week 5

<p>Mrs. Aretz Lesson 2 /3 ELD Beginning English Language Development Lessons images from wiki commons</p>	<p>LESSON 9 Earth and the Seasons</p>
--	---

<p>Vocabulary</p>	<p>Tilt, north and south pole, equator, rotates spring, summer, winter, fall Cause and effect words So and when... Prepositions around toward</p>	<p>The Earth orbits the ____. The Earth goes around ____. Rotates Earth tilts, so ____. The seasons happen when ____. If ____, then ____.</p>
<p>Vocabulary</p>	<p>spring, summer, winter, fall cold, hot, warm, cooler</p>	<p>In the ____ I see ____. It feels ____. I like ____ because ____</p>

Tips for parents to help develop language

Read to your child in your native language. Continue to develop concepts and vocabulary in your home language. Play with language. Teach them poems. rhymes and chants in your home language.

Repeat new words. Label items in your house with English AND your home language. Point out print in both languages.

English language grammar



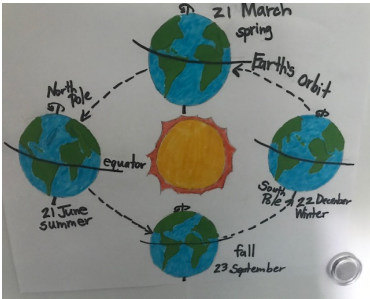
Earth



rotates



months



Earth orbiting the sun

Cause - why this happens Effect - what happens because of the cause

_____ so _____, when, if, then

First next then finally . . .


Spring



Summer



Fall



Winter



Home connections

Draw the different seasons and what you do during those seasons in Colorado. Write what you like about the season. Use this sentence stems....

When it is spring, I....

I like _____, **so** I...

If it is winter, I see snow.

If it is _____, I see

[ABC chart](#)

[Reading strategies](#)

Links to books and materials

[Earth](#)

[The Earth and the Seasons](#)

[Seasons](#)

[high frequency words 9](#)



images from wiki commons , pexels, unsplash

Lessons for week 5

<p>Mrs. Aretz Lesson 2 /3 ELD Beginning English Language Development Lessons images from wiki commons</p>	<p>LESSON 10 Celebrations and Feelings</p>
--	--

Vocabulary	<p>Celebrations in different cultures... Birthdays, christmas, quinceanera , ramadan... Seasons: spring, summer, fall, winter</p>	<p>I went to a birthday party. I felt _____. I went to _____.</p>
Vocabulary	<p>Feelings happy, sad, surprised, angry, excited</p>	<p>We are all different and that is what is great!! Celebrate yourself I went to a _____. I had a _____. I felt happy when _____.</p>

Tips for parents to help develop language

Read to your child in your native language. Continue to develop concepts and vocabulary in your home language. Play with language. Teach them poems. rhymes and chants in your home language.

Repeat new words. Label items in your house with English AND you r home language. Point out print in both languages.

English language grammar

Feelings happy excited surprised angry sad nervous shy peaceful calm

Feelings irregular past tense verbs

had felt went

Home connections

Write about your family and what you love



about yourself and your family.

I love that I speak Spanish. I love my brown hair. I like to celebrate EL Dia de los muertos.



I had fun with my family.

I felt excited.

[Reading strategies](#)

[ABC chart](#)

[Celebrations](#)

[High Frequency words](#)

[Feelings](#)

[Around the world](#)